

Parts

COLOR	BEECH	MAPLE	WHITE	BLACK MAHOGANY

④⑧ **F3N60**

Chest of drawers



④⑩ -1 **F3I60**

Clothesrail



⑤⑧

Hexagonal Screwdriver




⑤⑨

Hexagonal Spanner




④⑨ **F4P60**


Shelf w/ LED



④⑩ **F4P90**

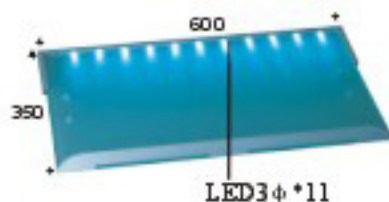


④⑪ **F4P120**

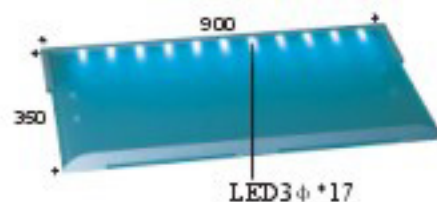


⑤② **F4Q60**

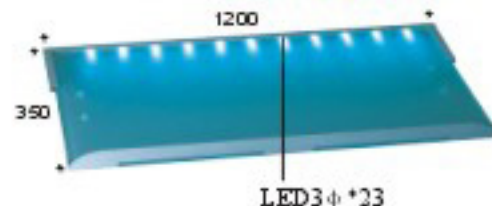
Glass shelf w/ LED



⑤③ **F4Q90**



⑤④ **F4Q120**



⑤⑤ **F4R60**

Chest of drawers with casters



⑤⑥ **F4R90**



⑤⑦ **F4R120**

